

# ADSL LINE TRANSFORMER SURFACE MOUNT MAGNETICS

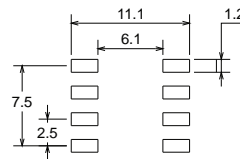
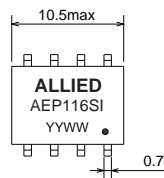
- EN60950 Basic Insulation compliant 250Vrms
- SMD compact foot print design
- Industrial operating temp: -40°C to +85°C

## Electrical Specifications @25°C

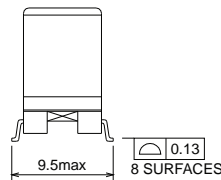
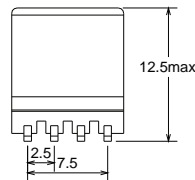
Part Number	Turns Ratio (10KHz,0.1V)	OCL (10KHz,0.1V)	LL (100KHz,0.1V)	C <sub>ww</sub> (100KHz,0.1V)	DCR		THD 25KHz,5Vrms	LB 35KHz-650KHz	Hi-Pot VAC (1mA/1S)
					1-4 (short 2-3)	8-5 (short 6-7)			
AEP116SI	1-4:8-5 (short 2-3,5-7)	1-4 (short 2-3)	1-4 (short 2-3, 5-6-7-8)	1-8 (short 2-3,6-7)	1-4 (short 2-3)	8-5 (short 6-7)	-80dB max	55dB min	1500
	1.273:1 ±2%	1.4mH ±7%	10.5uH max	40pF max	1.8Ω max	1.3Ω max			

All specifications subject to change without notice.

## MECHANICAL



SUGGESTED PAD LAYOUT



Units:mm

Unless otherwise specified all tolerances are: ±0.25 in mm

## SCHEMATICS

