



ADSL LINE TRANSFORMER SURFACE MOUNT MAGNETICS

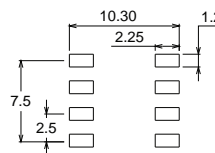
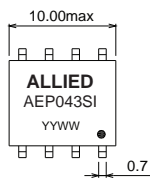
- EN60950 Basic Insulation compliant 250Vrms
- SMD compact foot print design
- Industrial operating temp: -40°C to +85°C

Electrical Specifications @25°C

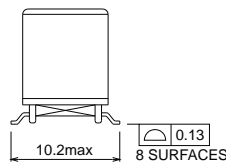
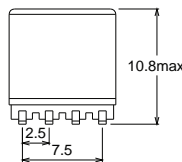
Part Number	Turns Ratio (10KHz,0.1V)	OCL (10KHz,0.1V)	LL (100KHz,0.1V)	C _{ww} (100KHz,0.1V)	DCR		THD	Hi-Pot VAC (0.5mA/1s)
					1-4 (short 2-3)	8-5 (short 6-7)		
AEP043SI	1-4:8-6 (short 2-3,5-7)	1-4 (short 2-3)	1-4 (short 2-3, 5-6-7-8)	1-8 (short 2-3,6-7)	1-4 (short 2-3)	8-5 (short 6-7)	10KHz,1.7Vrms	
	2:1 ±2%	800uH ±10%	2.5uH max	50pF max	3Ω max	2Ω max	-78dB max	1875

All specifications subject to change without notice.

MECHANICAL



SUGGESTED PAD LAYOUT



Units:mm

Unless otherwise specified all tolerances are: ±0.25 in mm

SCHEMATICS

