




EP13 Flyback Transformer

AEP13-4627



- EP13 SMD Package
- Operating temperature range: -40°C to +125°C

Electrical Specifications @25°C

Inductance @ 100KHz, 1.0V (5-3)	Leakage Inductance @ 100KHz, 1.0V (5-3) (Tie: 1+2+6+7+9+10)	Turns Ratio @ 20KHz, 1.0V NP: 5-3 = 20TS		
		(5-3) : (6-9)	(5-3) : (7-10)	(5-3) : (2-1)
37.5µH±10%	0.6µH Max	1 : 0.15±0.2	1 : 0.15±0.2	1 : 0.6±0.2

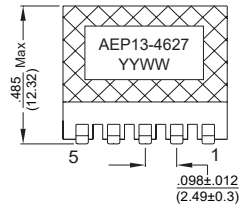
Electrical Specifications @25°C

DC RESISTANCE mΩ Max				Hi-Pot		
(5-3)	(6-9)	(7-10)	(2-1)	2.3-6.7	2.3.6.7-Core	2-3; 6-7
85	6.5	6.5	90	1500VAC/1SEC/5mA	1500VAC/1SEC/5mA	300VAC/1SEC/5mA

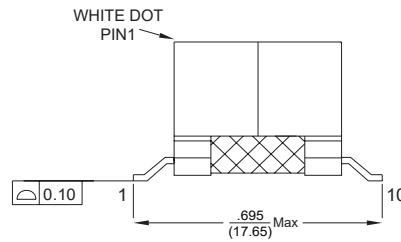
All specifications subject to change without notice.

MECHANICAL

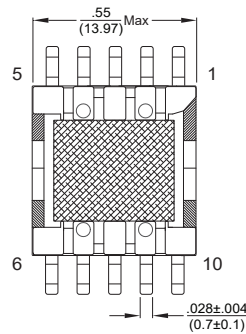
Dimensions: $\frac{\text{inch}}{\text{mm}}$



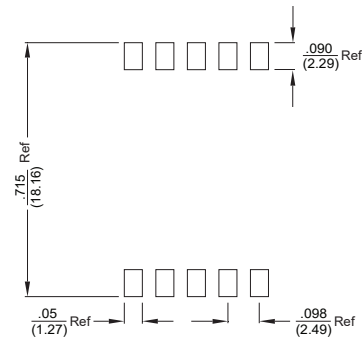
FRONT VIEW



SIDE VIEW



BOTTOM VIEW



RECOMMENDED PCB LAYOUT

SCHEMATICS

