




- EL 16 Core Design
- 6 Pin Through Hole
- Operating temperature range: 0°C to +70°C



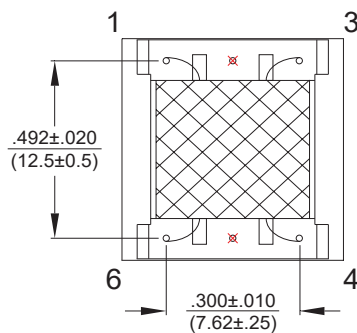
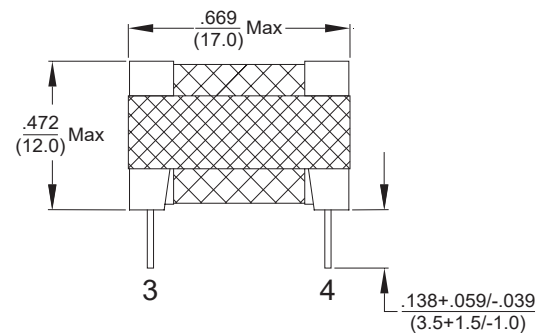
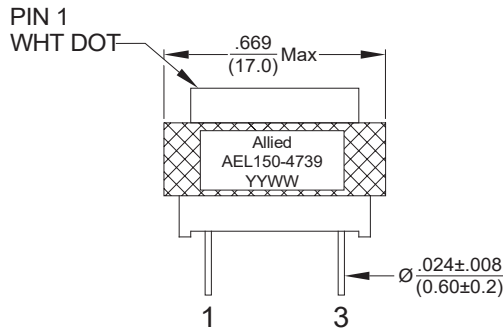
Electrical Specifications @ 25°C

IMPEDANCE @ 1KHz, 1.0V	INDUCTANCE (Lp) Parallel @300Hz, 1.0V	DCR	HI-POT TEST	URNS RATIO (±2%)
Pri (3-1): 600Ω ±15%	(3 - 1) 9.5H Typ	(3 - 1) 40.0Ω ±15%	PRI TO SEC: 1875VAC / 3.0mA / 1Sec	(3 - 1) : (4 - 6) = 1 : 1
Sec (4-6): 600Ω LOAD		(4 - 6) 40.0Ω ±15%		

All specifications subject to change without notice.

MECHANICAL

DIMENSIONS: $\frac{\text{inch}}{\text{(mm)}}$



Note: Pins 2 & 5 removed

SCHEMATIC

WINDING CONSTRUCTION

