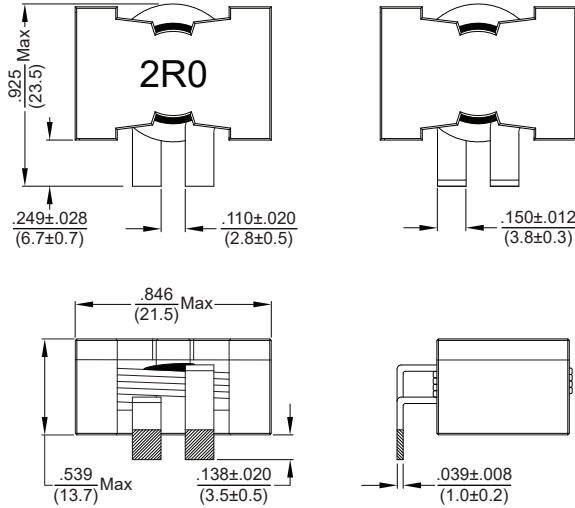




Flat Wire Through Hole Power Inductor

FWPQ2013C

Dimensions: $\frac{\text{inch}}{\text{mm}}$



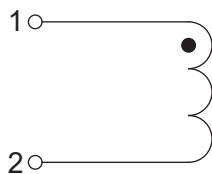
Allied Part Number	Inductance ±15% (µH)	Test Frequency KHz, 0.1V	DCR (mΩ)		Isat (A) Typ.	Idc (A) Typ.
			Typ.	Max		
FWPQ2013C-2R0L	2.00	100	0.86	0.97	45.0	37.0

All specifications subject to change without notice.

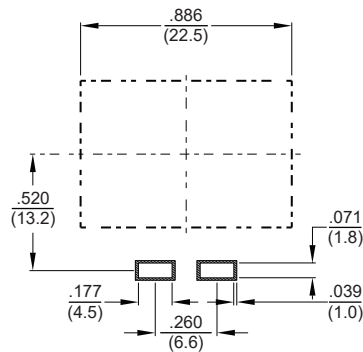
Features

- Flat Wire SMD Power Choke
- Low Magnetic Loss
- Low DCR
- High Saturation Current
- Epoxy Resin Coated core for added insulation

Schematic



Reference Hole Pattern



Electrical

Inductance Range: 2.0µH

Tolerance: ±15%

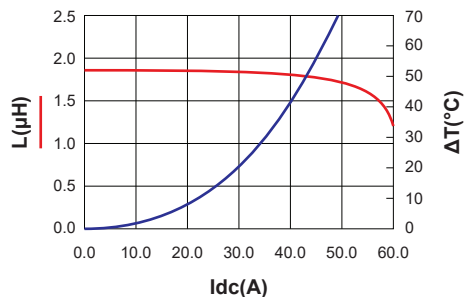
Test Frequency: 100KHz, 0.1V

Operating Temp: -40°C to +125 °C

Isat: Current at which the inductance will drop by 20% from its original Inductance without current.

Temperature Rise Current: The actual value of DC current when the temperature rise is ΔT 40°C (Ta=25°C).

Saturation Current vs. Temp Rise Current Curve



Physical

Packaging: 300pcs per Carton

Marking: Standard EIA Code