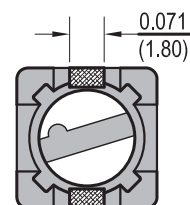
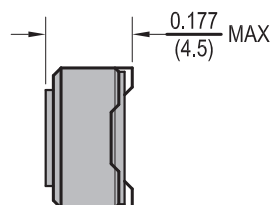
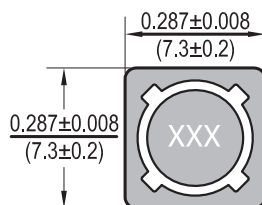




# Power Chip Shielded Inductors PCS74



Dimensions:  $\frac{\text{Inches}}{\text{(mm)}}$



Allied Part Number	Inductance (μh)	Tolerance (%)	Test Freq. KHz, 1V	DCR (Ω)	Rated Current (A)
PCS74-1R5M-RC	1.5	20	1	0.020	5.00
PCS74-1R8M-RC	1.8	20	1	0.025	4.00
PCS74-2R2M-RC	2.2	20	1	0.025	3.50
PCS74-2R7M-RC	2.7	20	1	0.030	3.50
PCS74-3R3M-RC	3.3	20	1	0.035	3.50
PCS74-3R6M-RC	3.6	20	1	0.035	3.20
PCS74-4R7M-RC	4.7	20	1	0.035	3.00
PCS74-6R8M-RC	6.8	20	1	0.045	2.50
PCS74-100M-RC	10	20	1	0.049	1.84
PCS74-120M-RC	12	20	1	0.058	1.71
PCS74-150M-RC	15	20	1	0.081	1.47
PCS74-180M-RC	18	20	1	0.091	1.31
PCS74-220M-RC	22	20	1	0.110	1.23
PCS74-270M-RC	27	20	1	0.150	1.12
PCS74-330M-RC	33	20	1	0.170	0.96
PCS74-390M-RC	39	20	1	0.230	0.91
PCS74-470M-RC	47	20	1	0.260	0.88
PCS74-560M-RC	56	20	1	0.350	0.75
PCS74-680M-RC	68	20	1	0.383	0.69
PCS74-820M-RC	82	20	1	0.430	0.61
PCS74-101M-RC	100	20	1	0.610	0.60
PCS74-121M-RC	120	20	1	0.660	0.52
PCS74-151M-RC	150	20	1	0.880	0.46
PCS74-181M-RC	180	20	1	0.980	0.42
PCS74-221M-RC	220	20	1	1.170	0.36
PCS74-271M-RC	270	20	1	1.640	0.34
PCS74-331M-RC	330	20	1	1.860	0.32
PCS74-391M-RC	390	20	1	2.850	0.29

All specifications subject to change without notice.

## Features

- Shielded SMD Power Inductor
- Low DC resistance
- Designed for pick and place assembly
- Ideal for DC-DC converter applications

## Electrical

**Inductance Range:** 1.5μh ~ 390μh

**Tolerance:** 20% over entire range, tighter tolerances available

**Test Frequency:** As specified with 1v OSC

**Operating Temp:** -40°C~85°C

**IDC:** Current at which inductance drop = 35% typ.

## Resistance to Soldering Heat

Pre-Heat 150°C, 1min.

**Solder Composition:** Sn/Ag3.0/Cu0.5

**Solder Temp:** 260°C +/- 5°C for 10 sec. +/- 1 sec.

## Test Equipment

**(L):** HP4192A LF Impedance Analyzer

**(RDC):** Chen Hwa 502

**(IDC):** Chen Hwa 1061 + Chen Hwa 301A or HP4284 + HP42841A

## Physical

**Packaging:** 1000 pieces per 13 inch reel.

**Marking:** EIA Inductance Code