
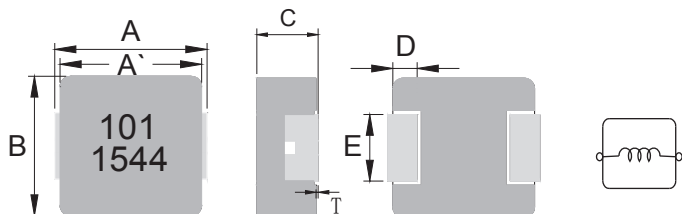




SMD Power Choke, High Current

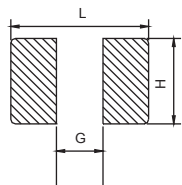
PCHC1707HP

Dimensions



Series	A(mm)	A'(mm)	B(mm)	C(mm)	D(mm)	E(mm)	T(mm)
PCHC1707HP	18.0Max	16.9±0.3	16.9±0.3	6.7±0.3	2.1±0.3	11.9±0.3	0~+0.25

Recommend PC Board Pattern



L(mm)	G(mm)	H(mm)
18.5	12.2	12.5

Note: 1. The above PCB layout reference only.  
2. Recommend solder paste thickness at 0.17mm and above.

Allied Part Number	Inductance L0 (µH) ±20% @ 0A	I <sub>rms</sub> (A) Typ.	I <sub>sat 1</sub> (A) Typ.	I <sub>sat 2</sub> (A) Typ.	DCR (mΩ) Typ. @ 25°C.	DCR (mΩ) Max. @ 25°C.
PCHC1707HP-R45M	0.45	62	85	125	.08	0.96
PCHC1707HP-1R0M	1.00	52	60	70	1.6	2.0
PCHC1707HP-1R3M	1.30	49	54	67	1.7	2.3
PCHC1707HP-1R5M	1.50	47	52	65	2.0	2.5
PCHC1707HP-2R2M	2.20	43.5	47	62	2.4	2.7
PCHC1707HP-3R3M	3.30	28	45	54	3.5	3.9
PCHC1707HP-4R7M	4.70	25	41	50	4.8	5.5
PCHC1707HP-5R6M	5.60	21	40	45	5.8	7.05
PCHC1707HP-6R8M	6.80	19	32	39	8.4	9.2
PCHC1707HP-8R2M	8.20	18	25	31	9.6	10.8
PCHC1707HP-100M	10.0	16.5	24	29	11.8	13.0
PCHC1707HP-150M	15.0	12.5	23	27	17.8	20.5
PCHC1707HP-220M	22.0	12	18	23	25.1	26.5
PCHC1707HP-330M	33.0	10.7	15	20	38.0	44.0
PCHC1707HP-390M	39.0	9.2	11	18	40.0	48.0
PCHC1707HP-470M	47.0	8.7	9.5	16	48.0	55.0
PCHC1707HP-560M	56.0	7.8	9.0	15	54.0	62.0
PCHC1707HP-680M	68.0	7.0	8.0	13	68.0	80.0
PCHC1707HP-101M	100	5.3	6.5	12	102.0	118.0

All specifications subject to change without notice.

See Page 2 and 3 for Performance Graphs.

Features

- High Current, Low DCR
- Very Low Accustic and Flux Noise
- High Efficiency, Low Profile
- Series is RoHS Compliant

Electrical

Inductance Range: .45µH to 100µH

Tolerance: 20% over entire range

Operating Temp: -40°C ~ +125°C

I<sub>sat 1</sub>: The Current at which the Inductance will drop by no more than 20% of its initial value w/o current.

I<sub>sat 2</sub>: The Current at which the Inductance will drop by no more than 30% of its initial value w/o current.

I<sub>rms</sub>: The Current at which the Temperature will rise by no more than 40°C. from ambient.

Resistance to Soldering Heat

Pre-Heat: 150°C, 1 Min.

Solder Composition: Sn/Ag3.0/Cu0.5

Solder Temp: 260°C ±5°C for 10 sec ±1 sec.

Test Equipment

(L): HP4284A LCR Meter

(RDC): Chen Hwa CH16502A

(IDC): HP4284A with HP42841A or Chen Hwa 1061 + Chen Hwa 301A

Physical

Packaging: 300 pieces per 13 inch reel.

Marking: EIA Inductance Code.



SMD Power Choke, High Current

PCHC1707HP

