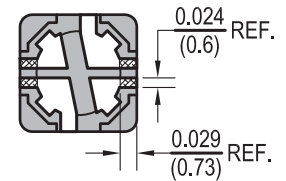
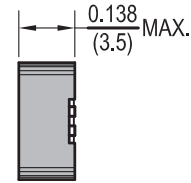
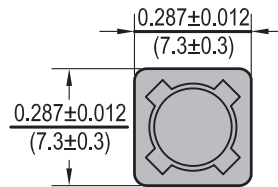




# SMD COMMON MODE POWER INDUCTORS PCSDW73



Dimensions:  $\frac{\text{Inches}}{\text{(mm)}}$



Allied Part Number	Inductance (μh)	Tolerance (%)	Test Freq. KHz, 0.25V	DCR (Ω)	Rated Current (A)
PCSDW73-4R7M-RC	4.7	20	100	0.0356	3.780
PCSDW73-100M-RC	10	20	100	0.0787	2.470
PCSDW73-330M-RC	33	20	100	0.6350	1.500

## Features

- Small SMD common mode choke
- Suitable for reflow soldering
- Low DCR
- Suitable for pick and place

## Electrical

**Inductance Range:** 4.73μh to 33μh

**Tolerance:** 20% over entire inductance range

Available in tighter tolerances

**Operating Temp:** -55°C ~ +125°C

**Rated Current:** Current at which the inductance drops 35% of initial value or ΔT=40°C whichever is lower

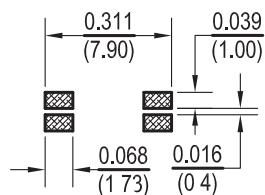
## Resistance to Soldering Heat

Pre-Heat 150°C, 1 Min.

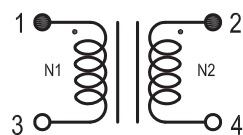
**Solder Temp:** 260°C +/- 5°C

**Immersion time:** 10 sec. +/- 1 sec.

## Land Pattern



## Schematic



## Test Equipment

**(L):** HP 4284A LCR meter or equivalent

**(DCR):** HP 4338B Milliohm meter or equivalent

**(Rated Current):** 3260N WK LCR Meter & DC Bias 3265B WK

## Physical

**Packaging:** 1000 pieces per 13 inch reel.

**Marking:** EIA Inductance Code.

All specifications subject to change without notice.