
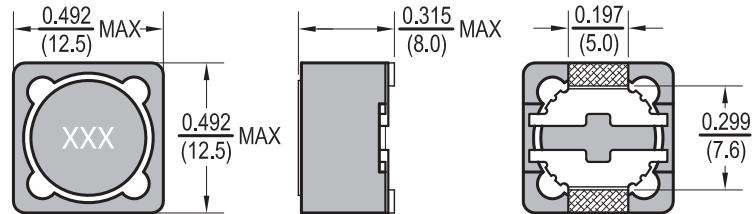




Power Chip Shielded Inductors PCS127



Dimensions: $\frac{\text{Inches}}{\text{(mm)}}$



Allied Part Number	Inductance (μH)	Tolerance (%)	Test Freq. KHz, 0.25V	DCR (Ω) Max	IDC (A) Max
PCS127-1R0M-RC	1.0	20	100	0.007	10.00
PCS127-1R2M-RC	1.2	20	100	0.007	9.80
PCS127-1R8M-RC	1.8	20	100	0.011	8.50
PCS127-2R2M-RC	2.2	20	100	0.010	8.50
PCS127-2R4M-RC	2.4	20	100	0.012	8.00
PCS127-2R7M-RC	2.7	20	100	0.012	8.00
PCS127-3R3M-RC	3.3	20	100	0.013	7.80
PCS127-3R5M-RC	3.5	20	100	0.014	7.50
PCS127-4R7M-RC	4.7	20	100	0.016	6.80
PCS127-5R6M-RC	5.6	20	100	0.014	6.70
PCS127-6R1M-RC	6.1	20	100	0.018	6.60
PCS127-6R8M-RC	6.8	20	100	0.014	6.40
PCS127-7R6M-RC	7.6	20	100	0.020	5.90
PCS127-8R2M-RC	8.2	20	100	0.016	6.32
PCS127-100M-RC	10	20	1	0.022	5.40
PCS127-120M-RC	12	20	1	0.024	4.90
PCS127-150M-RC	15	20	1	0.027	4.50
PCS127-180M-RC	18	20	1	0.039	3.90
PCS127-220M-RC	22	20	1	0.043	3.60
PCS127-270M-RC	27	20	1	0.046	3.40
PCS127-330M-RC	33	20	1	0.065	3.00
PCS127-390M-RC	39	20	1	0.073	2.75
PCS127-470M-RC	47	20	1	0.100	2.50
PCS127-560M-RC	56	20	1	0.110	2.35
PCS127-680M-RC	67	20	1	0.140	2.10
PCS127-820M-RC	82	20	1	0.160	1.95
PCS127-101M-RC	100	20	1	0.220	1.70
PCS127-121M-RC	120	20	1	0.250	1.60
PCS127-151M-RC	150	20	1	0.280	1.42
PCS127-181M-RC	180	20	1	0.350	1.30
PCS127-221M-RC	220	20	1	0.390	1.16
PCS127-271M-RC	270	20	1	0.560	1.06
PCS127-331M-RC	330	20	1	0.640	0.95
PCS127-391M-RC	390	20	1	0.700	0.88
PCS127-471M-RC	470	20	1	0.980	0.79
PCS127-561M-RC	560	20	1	1.070	0.73
PCS127-681M-RC	680	20	1	1.460	0.67
PCS127-821M-RC	820	20	1	1.640	0.60
PCS127-102M-RC	1000	20	1	1.820	0.55

All specifications subject to change without notice.

Features

- Magnetically Shielded
- Low DC Resistance
- High Energy Storage
- Low Energy Loss
- Suitable for pick and place

Electrical

Inductance Range: 1.0μh to 1000μh
Tolerance: 20% as shown
Test Frequency: 100KHz, 0.25V and 1KHz, 0.25V
Operating Temp: -40°C ~ 125°C
IDC: Current at which the Inductance drops by 25% from initial value without current or ΔT=40°C which ever occurs first.

Resistance to Soldering Heat

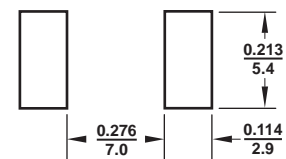
Pre-Heat 150°C, 1 Min.
Solder Composition: SnCuNi
Solder Temp: 260°C ±5°C
Immersion time: 10 Sec.

Test Equipment

(L): HP4284A | HP4285A LCR Meter
(DCR): Milli-ohm meter

Physical

Packaging: 500 pieces per 13 inch reel
Marking: EIA Inductance Code



Recommended Pad Layout