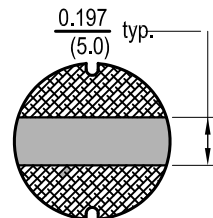
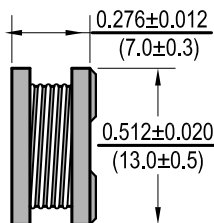
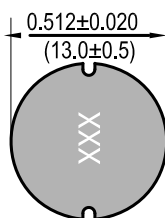




Power Chip Inductors PC1307

Dimensions: $\frac{\text{Inches}}{\text{(mm)}}$



Allied Part Number	Inductance (uh)	Tolerance (%)	Q Test Freq. MHz 0.1V	Q Ref	SRF (MHz) Typ	RDC (mΩ) Typ	Isat (A) Typ	Irms (A) Max.
PC1307-1R5M-RC	1.5	20	7.96	20	65	5.0	20	9.5
PC1307-2R2M-RC	2.2	20	7.96	22	50	6.0	18	9.0
PC1307-2R7M-RC	2.7	20	7.96	24	40	8.0	16	8.2
PC1307-3R3M-RC	3.3	20	7.96	26	38	8.7	15	7.5
PC1307-4R7M-RC	4.7	20	7.96	25	36	10	13	7.0
PC1307-5R6M-RC	5.6	20	7.96	24	28	15	11	6.5
PC1307-6R8M-RC	6.8	20	7.96	24	26	17	10.5	6.0
PC1307-8R2M-RC	8.2	20	7.96	24	24	19	9.8	5.8
PC1307-100M-RC	10	20	2.52	22	22	21	9.2	5.6
PC1307-120M-RC	12	20	2.52	25	20	30	8.0	4.8
PC1307-150M-RC	15	20	2.52	28	17	34	7.5	4.5
PC1307-180M-RC	18	20	2.52	28	16	36	7.0	4.2
PC1307-220M-RC	22	20	2.52	40	15	47	6.5	3.6
PC1307-270M-RC	27	20	2.52	35	11	60	5.5	3.3
PC1307-330M-RC	33	10,20	2.52	35	10	65	5.0	3.1
PC1307-390M-RC	39	10,20	2.52	28	9.0	75	4.6	2.9
PC1307-470M-RC	47	10,20	2.52	24	7.5	82	4.2	2.7
PC1307-560M-RC	56	10,20	2.52	22	7.2	95	3.8	2.5
PC1307-680M-RC	68	10,20	2.52	24	7.0	120	3.5	2.3
PC1307-820M-RC	82	10,20	2.52	18	6.0	140	3.2	2.1
PC1307-101M-RC	100	10,20	.796	25	5.8	180	3.0	1.9
PC1307-121M-RC	120	10,20	.796	20	5.5	210	2.8	1.8
PC1307-151M-RC	150	10,20	.796	20	4.5	250	2.6	1.6
PC1307-181M-RC	180	10,20	.796	18	4.0	280	2.3	1.5
PC1307-221M-RC	220	10,20	.796	15	3.8	360	2.1	1.3
PC1307-271M-RC	271	10,20	.796	15	3.5	410	1.8	1.2
PC1307-331M-RC	330	10,20	.796	15	3.2	520	1.6	1.2
PC1307-391M-RC	391	10,20	.796	12	2.5	600	1.5	1.0
PC1307-471M-RC	470	10,20	.796	12	2.2	720	1.4	0.9
PC1307-561M-RC	560	10,20	.796	10	2.0	880	1.3	.85
PC1307-681M-RC	680	10,20	.796	10	1.6	1000	1.2	.80
PC1307-821M-RC	820	10,20	.796	10	1.5	1300	1.1	.75
PC1307-102M-RC	1000	10,20	.796	10	1.4	1600	1.0	.65

All specifications subject to change without notice.

Features

- Unshielded SMD Power Inductor
- High Saturation Current
- Suitable for large currents
- Ideal for DC-DC converter applications

Electrical

Inductance Range: 1.5μh to 1000μh

Tolerance: 20% over entire range

Also available in tighter tolerances

Test Frequency: As noted

Operating Temp: -40°C ~ +125°C

IDC: Current at which Inductance drops 10% of original value with a ΔT= 40 C whichever is lower.

Resistance to Soldering Heat

Pre-Heat 150°C, 1 Min.

Solder Composition: Sn/Ag3.0/Cu0.5

Solder Temp: 260°C +/- 5°C for 10 sec ± 1 sec.

Test Equipment

(L): HP4192A LF Impedance Analyzer

(RDC): Chen Hwa 502BC

(IDC): HP4284A with HP42841A or Chen Hwa 1061 + 301A

(SRF): HP4286A

Physical

Packaging: 300 pieces per 7 inch reel.

Marking: EIA Inductance Code.