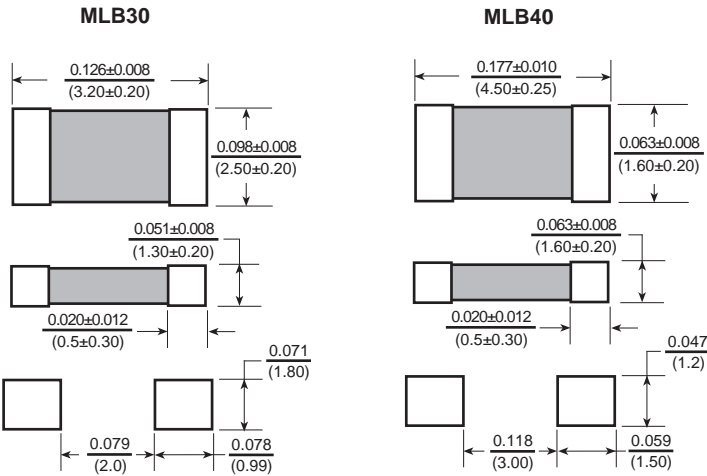

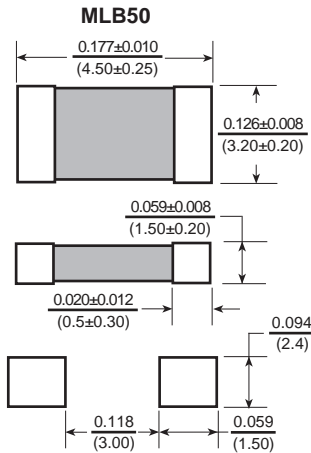



MLB30 thru 50

Multilayer Ferrite Beads



Dimensions: $\frac{\text{Inches}}{\text{(mm)}}$



Features

- Surface mount EMI suppression components
- Nickel barrier termination for excellent resistance to solder heat
- Multi layer technology
- Flow and reflow soldering

Electrical

Impedance Range:

MLB30 from 25Ω to 70Ω

MLB40 from 33Ω to 170Ω

MLB50 from 70Ω to 150Ω

Tolerance: 25% over entire range

Operating Range: -55°C ~ +125°C

Storage Temp: Under 25°C at 40~60% Humidity

Rated Current: Based on temp rise not to exceed 30°C

Resistance to Solder Heat

Pre-Heat 150°C, 1 minute

Solder Composition: Sn/Ag3.0/Cu0.5

Solder Temp: 260±5°C for 10sec ±1 sec.

Minimum of 75% of Electrode covered with new solder.

Impedance within 30% of initial value.

Test Equipment

(Z): HP4291A RF Impedance/Material Analyzer

(RDC): Chen Hwa 502BC

Physical

Packaging: MLB30 2500 per 7 inch reel.

MLB40 2000 per 7 inch reel.

MLB50 1000 per 7 inch reel.

Marking: None

Allied Part Number	Impedance (Ω) @ 100 MHz +/- 25%	DC Resistance (Ω) Max.	*Rated Current (mA)
MLB30			
MLB30-250-RC	25	0.10	500
MLB30-600-RC	60	0.20	500
MLB30-700-RC	70	0.20	500
MLB40			
MLB40-330-RC	33	0.20	600
MLB40-500-RC	50	0.20	600
MLB40-600-RC	60	0.20	600
MLB40-800-RC	80	0.20	600
MLB40-900-RC	90	0.30	500
MLB40-101-RC	100	0.30	500
MLB40-151-RC	150	0.30	500
MLB40-171-RC	170	0.30	500
MLB50			
MLB50-700-RC	70	0.30	500
MLB50-121-RC	120	0.30	500
MLB50-125-RC	125	0.30	500
MLB50-131-RC	130	0.30	500
MLB50-151-RC	150	0.30	500

*Temperature rise shall not be more than 30°C at rated current.
All specifications are subject to change without notice.