



ADSL LINE TRANSFORMER SURFACE MOUNT MAGNETICS

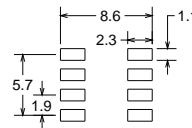
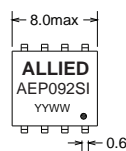
- EN60950 Basic Insulation compliant 250Vrms
- SMD compact foot print design
- Industrial operating temp: -40°C to +85°C

Electrical Specifications @25°C

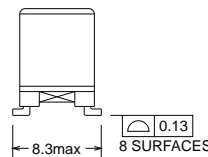
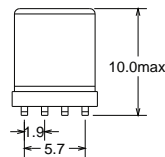
Part Number	Turns Ratio (10KHz,0.1V)	OCL (10KHz,0.1V)	LL (100KHz,0.1V)	Cww (100KHz,0.1V)	DCR		THD (30KHz,3.16Vrms)	LB (2.2MHz)	Hi-Pot VAC (1mA/60s)
					1-4 (short 2-3)	8-6 (short 5-7)			
AEP092SI	1-4:8-6 (short 2-3,5-7)	1-4 (short 2-3)	1-4 (short 2-3, 5-6-7-8)	1-8 (short 2-3,5-7)	1-4 (short 2-3)	8-6 (short 5-7)	-75dB max	55dB min	1500
	1:1 ±2%	430uH ±6%	4uH max	35pF max	1.5Ω max	1.5Ω max			

All specifications subject to change without notice.

MECHANICAL



SUGGESTED PAD LAYOUT



Units:mm

Unless otherwise specified all tolerances are: ±0.25 in mm

SCHEMATICS

