


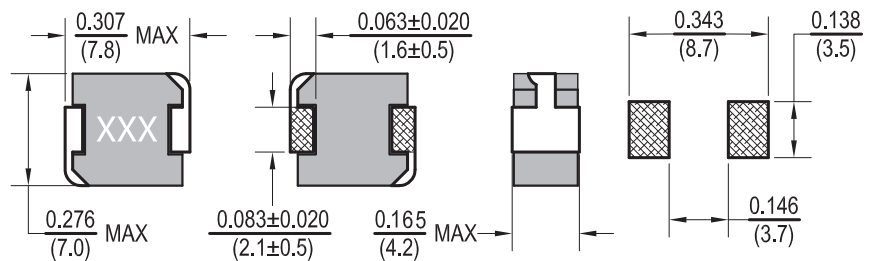


Power Choke High Current

PCHC64P



Dimensions: $\frac{\text{Inches}}{\text{(mm)}}$



Allied Part Number	Inductance (μh)	Tolerance (%)	Test Freq. KHz, 1v	DCR (mΩ) Max	Isat (A)	Irms (A) Max.
PCHC64P-R33M-RC	0.33	20	100	1.4	32	25
PCHC64P-R47M-RC	0.47	20	100	2.5	30	20
PCHC64P-R68M-RC	0.68	20	100	3.8	28	17
PCHC64P-1R0M-RC	1.00	20	100	5.8	20	15
PCHC64P-1R5M-RC	1.50	20	100	8.4	18	16
PCHC64P-2R2M-RC	2.20	20	100	15	14	12
PCHC64P-3R3M-RC	3.30	20	100	18	13	10
PCHC64P-4R7M-RC	4.70	20	100	21	9	7
PCHC64P-6R8M-RC	6.80	20	100	30	7	5.5
PCHC64P-100M-RC	10	20	100	60	5	4.5

All specifications subject to change without notice.

Features

- Magnetically shielded construction
- High saturation current up to 32A
- Expanding operating temp range
- Low DCR resistance
- Suitable for pick and place

Electrical

Inductance Range: .33μH to 10μH

Additional values available

Tolerance: 20% over entire range, Available in tighter tolerances

Test Frequency: 100KHz, 1.0Vdc

Operating Temp: -55°C ~ +125°C

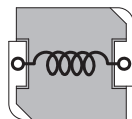
Storage Temp: -55°C ~ +125°C

Temp rise: ΔT=40°C Typical at rated I_{rms} with out core loss.

Part temperature should not exceed 125°C including temperature rise.

Inductance drop: 20% typical at rated Isat

Schematic



Resistance to Soldering Heat

Pre-Heat 150°C, 1 minute.

Solder Composition: Sn/Ag3.0/Cu0.5

Solder Temp: 260°C ± 5°C

Immersion Time: 10 sec. ± 1 sec.

Test Equipment

(L): HP 4284A LCR meter or equivalent

(DCR): CH16502, Agilent 33420A Micro-Ohm meter

(IDC): 3260B WK & DC Bias 3265B WK

Physical

Packaging: 1000 pieces per 13 inch reel.

Marking: EIA Inductance Code