



ADSL LINE TRANSFORMER THROUGH HOLE MAGNETICS

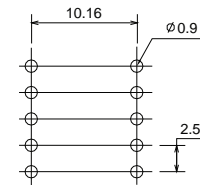
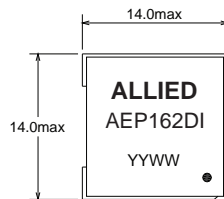
- EN60950 Basic Insulation compliant 250Vrms
- Through Hole compact foot print design
- Industrial operating temp: -40°C to +85°C

Electrical Specifications @25°C

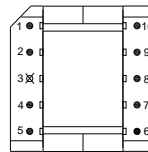
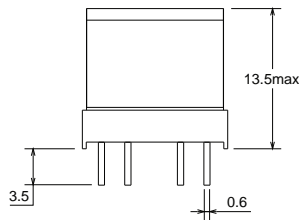
Part Number	Turns Ratio (10KHz,0.1V)	OC L (10KHz,0.1V)	LL (100KHz,0.1V)	C _{ww} (100KHz,0.1V)	
AEP162DI	1-5:10-6(short 2-4,9-7)	1-5(short 2-4)	1-5(short 2-4,6-7-9-10)	1-10(short 2-4, 9-7)	
	1.6:1±2%	410uH±5%	10uH max	25pF max	
	Continue				
	DCR				
	1-4	2-5	9-6	10-7	THD 30KHz,4.5V
	1.0Ω max	1.0Ω max	0.45Ω max	0.35Ω max	LB 30KHz-650KHz
				Hi-Pot VAC (1mA/2S)	
				3000	

All specifications subject to change without notice.

MECHANICAL



SUGGESTED PAD LAYOUT



PIN3 are removed

Units:mm

Unless otherwise specified all tolerances are: ±0.25 in mm

SCHEMATICS

