



ADSL LINE TRANSFORMER SURFACE MOUNT MAGNETICS

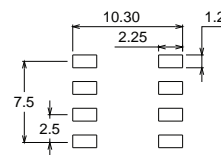
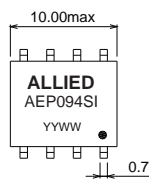
- EN60950 Basic Insulation compliant 250Vrms
- SMD compact foot print design
- Industrial operating temp: -40°C to +85°C

Electrical Specifications @25°C

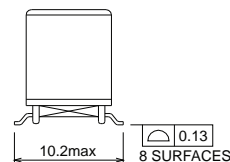
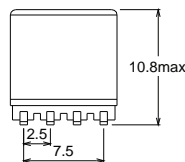
Part Number	Turns Ratio (10KHz,0.1V)	OCL (10KHz,0.1V)	LL (100KHz,0.1V)	C _{ww} (100KHz,0.1V)	DCR		THD	LB	Hi-Pot VAC (1mA/60s)
					1-4 (short 2-3)	8-6 (short 5-7)			
AEP094SI	1-4:8-6 (short 2-3,5-7)	1-4 (short 2-3)	1-4 (short 2-3, 5-6-7-8)	1-8 (short 2-3,5-7)	1-4 (short 2-3)	8-6 (short 5-7)	50KHz,4Vrms	2.2MHz	
	1.2:1 ± 1.5%	95~115uH	4.0uH max	30pF max	1.5Ω max	1.3Ω max			

All specifications subject to change without notice.

MECHANICAL



SUGGESTED PAD LAYOUT



Units:mm

Unless otherwise specified all tolerances are: ±0.25 in mm

SCHEMATICS

